

This information is based on our present state of knowledge and is intended to provide general notes on our products and their uses. It should not therefore be construed as a warranty of specific properties of the products described or a warranty for fitness for a particular purpose.

Classified according to EU Directive 1999/45/EC
For further information see our "Material Safety Data Sheets".

Edition 4, 05.2011

The latest revised edition of this brochure is the English version,
which is always published on our web site www.uddeholm.com



SS-EN ISO 9001
SS-EN ISO 14001

Critical tool steel parameters for

Good tool performance

- Correct hardness for the application
- Very high wear resistance
- High toughness to prevent premature failure due to chipping/crack formation.

High wear resistance is often associated with low toughness and vice-versa. However, in many cases both high wear resistance and toughness are essential for optimal tooling performance.

Uddeholm Vanadis 6 is a powder metallurgical cold work tool steel offering a combination of very high wear resistance and good toughness.

Toolmaking

- Machinability
- Heat treatment
- Dimensional stability in heat treatment
- Surface treatment.

Toolmaking with highly alloyed tool steel means that machining and heat treatment have to be considered more than with lower alloyed grades. This can, of course, raise the cost of toolmaking.

Due to the very carefully balanced alloying and the powder metallurgical manufacturing route, Uddeholm Vanadis 6 has a similar hardening procedure as the common cold work tool steel. In order to reduce the amount of retained austenite and to optimize the abrasive wear resistance high temperature tempering is recommended. One very big advantage with Uddeholm Vanadis 6 is that the dimensional stability after hardening and tempering is much better than for conventionally produced cold work steel and HSS used for cold work. This also means that Uddeholm Vanadis 6 is a tool steel which is very suitable for CVD and PVD coating.

Powder pressing punch of Uddeholm Vanadis 6. Excellent results have been obtained for compacting iron powder when abrasive wear reduced the punch life. (Courtesy GKN Sinter Metals AB, Kolsva.)

Applications

Uddeholm Vanadis 6 is suitable for long run tooling of work materials where mixed (abrasive–adhesive) or abrasive wear and/or chipping/cracking and/or plastic deformation are dominating failure mechanisms.

Examples


- Blanking and fine blanking of harder work materials
- Forming operations where a high compressive strength is essential
- Powder compacting
- Substrate steel for surface coating
- Plastics moulds and tooling subjected to abrasive wear conditions
- Knives

General

Uddeholm Vanadis 6 is a chromium-molybdenum-vanadium alloyed PM steel which is characterized by:

- very high abrasive-adhesive wear resistance
- high compressive strength
- good toughness
- very good dimensional stability at heat treatment and in service
- very good through-hardening properties
- good resistance to tempering back
- high cleanliness.

Typical analysis %	C 2,1	Si 1,0	Mn 0,4	Cr 6,8	Mo 1,5	V 5,4
Delivery condition	Soft annealed to approx. 255 HB					
Colour code	Green/Dark green					



Properties


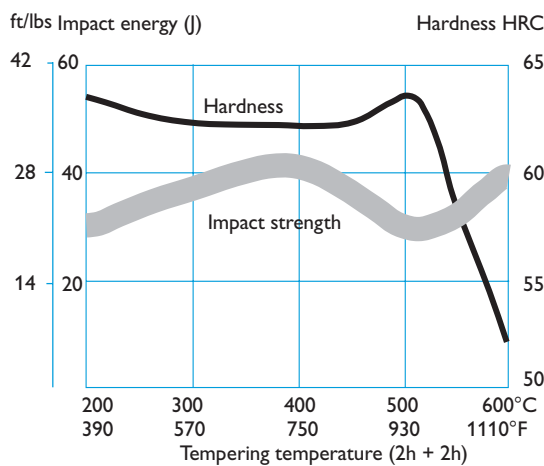
Physical data

Hardened and tempered to 60 HRC.

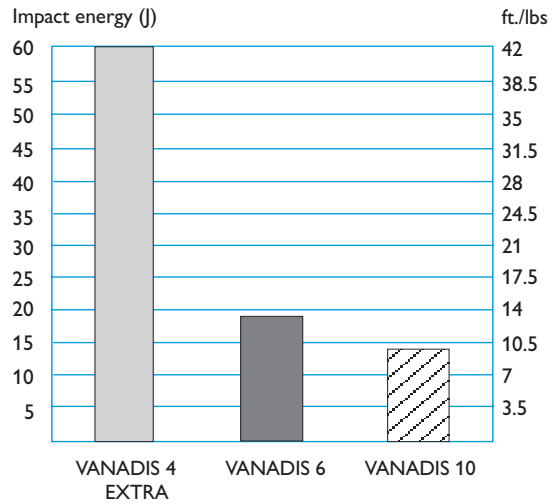
Temperature	20°C (68°F)	200°C (390°F)	400°C (750°F)
Density, kg/m ³ lbs/in ³	7 610 0,27	– –	– –
Modulus of elasticity MPa psi	225 000 32.6 × 10 ⁶	210 000 30.4 × 10 ⁶	190 000 27.5 × 10 ⁶
Coefficient of thermal expansion per °C from 20°C °F from 68°F	– –	11.2 × 10 ⁻⁶ 6.2 × 10 ⁻⁶	12.0 × 10 ⁻⁶ 6.7 × 10 ⁻⁶
Thermal conductivity W/m · °C Btu in/(ft ² h °F)	– –	22 154	25 175
Specific heat capacity J/kg °C Btu/lb°F	460 0.110	– –	– –

Impact strength

Approximate room temperature impact strength at different tempering temperatures. Specimen size: 7 × 10 × 55 mm (0.7 × 0.40 × 2.2") unnotched. Hardened at 1050°C (1920°F). Quenched in air. Tempered 2 × 2h.



Approximate room temperature impact strength for Uddeholm Vanadis 4 Extra, Uddeholm Vanadis 6 and Uddeholm Vanadis 10 at 62 HRC. Short transverse direction. High temperature tempered condition



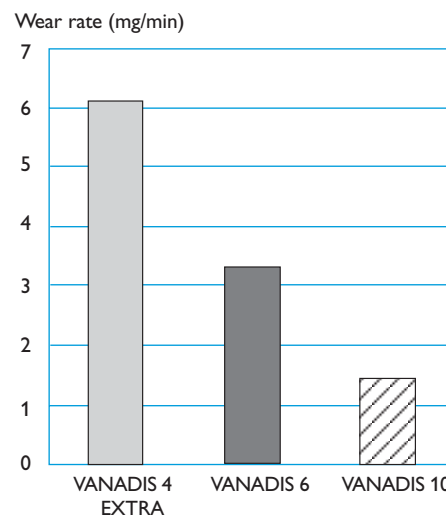
Compressive strength

Hardness	Compressive strength Rc0.2
60 HRC	2 290 MPa
62 HRC	2 530 MPa
64 HRC	2 760 MPa

High temperature tempered, 525°C (977°F) 2 + 2h.

Wear resistance

Pin on disc test. Disc material SiO₂. Hardness is 62 HRC for all steel. High temperature tempered condition. Low value is equivalent to good wear resistance.



Electrical components blanked with a Uddeholm Vanadis 6 punch.

Heat treatment

Soft annealing

Protect the steel and heat through to 900°C (1650°F). Then cool in the furnace at 10°C (20°F) per hour to 750°C (1380°F), then freely in air.

Stress relieving

After rough machining the tool should be heated through to 650°C (1200°F), holding time 2 hours. Cool slowly to 500°C (930°F), then freely in air.

Hardening

Pre-heating temperature: Normally two pre-heating steps 600–650°C (1110–1200°F) and 900–950°C (1650–1740°F).

Austenitizing temperature: 1000–1100°C (1830–2010°F). Normally 1050°C (1920°F).

Holding time: 30 min. below 1100°C (2010°F), 15 min. above 1100°C (2010°F).

Protect the tool against decarburization and oxidation during hardening.

Quenching media

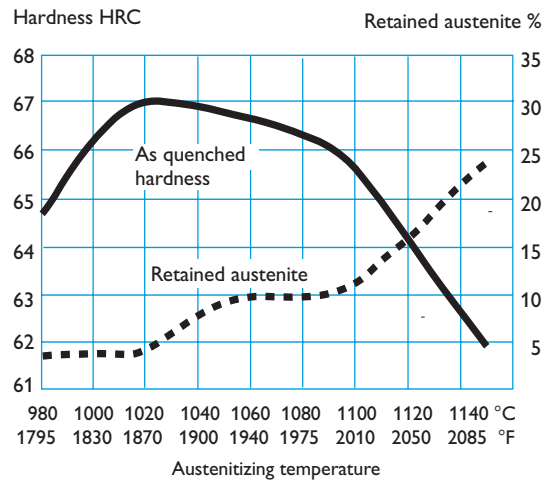
- High speed gas/circulating atmosphere
- Vacuum (high speed gas with sufficient positive pressure), preferably at least 4–5 bar
- Martempering bath or fluidized bed at 500–550°C (930–1020°F)
- Martempering bath or fluidized bed at approx. 200–350°C (390–660°F)

Note 1: Temper the tool as soon as its temperature reaches 50–70°C (120–160°F).

Note 2: In order to obtain the optimum properties for the tool, the cooling rate should be as fast as is concurrent with acceptable distortion.

Note 3: Tools with sections >50 mm (2") should be quenched in sufficient gas pressure and speed. Quenching in still air will result in loss of hardness.

HARDNESS AND RETAINED AUSTENITE AS FUNCTIONS OF AUSTENITIZING TEMPERATURE




Tempering

The tempering temperature can be selected according to the hardness required by referencing the tempering graphs on the next page. Temper minimum twice with intermediate cooling to room temperature.

The lowest tempering temperature which should be used is 180°C (360°F). This temperature should only be used for small and uncomplicated tools.

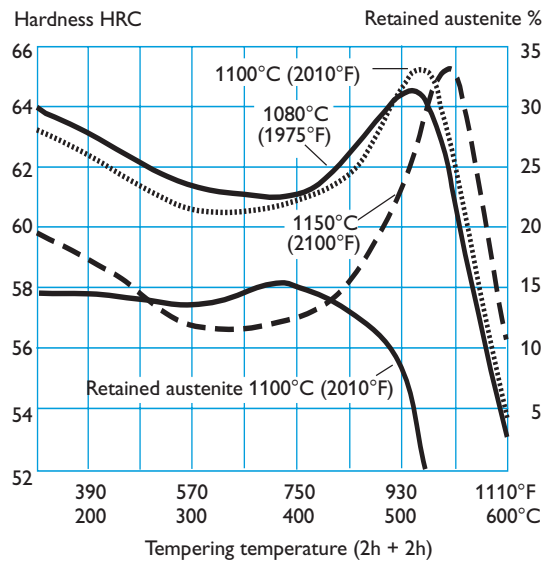
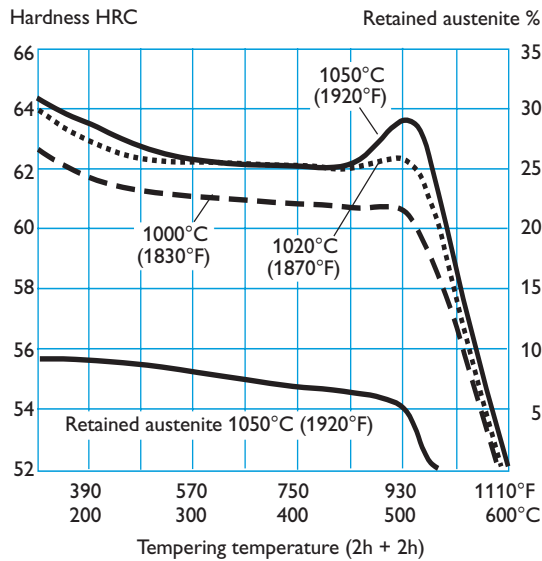
For medium to large size and more complicated tools a temperature of 250°C (480°F) or higher should be used. When performing a high temperature temper, a temperature to the right of the secondary hardening peak should be chosen.

At a hardening temperature of 1100°C (2010°F) or higher Uddeholm Vanadis 6 must be tempered three times (holding time 1 hour) at minimum 525°C (980°F) in order to reduce the amount of retained austenite. Otherwise the minimum holding time at temperature is 2 hours.



Blanked parts.
Punch in Uddeholm Vanadis 6,
die in Uddeholm Vanadis 10.

TEMPERING GRAPHS



TEMPERING AT HIGH TEMPERATURE AFTER DEEP COOLING (SUB-ZERO COOLING)

The tempering temperature should be lowered 25°C (50°F) in order to get the desired hardness when a high temperature temper is performed.

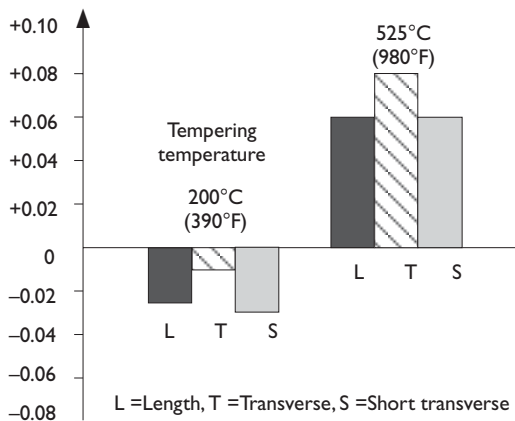
Dimensional changes

The dimensional changes have been measured after austenitizing at 1050°C/30 min. (1920°F/30 min.) followed by gas quenching in a cold chamber vacuum furnace.

Specimen size: 65 x 65 x 65 mm (2,5" x 2,5" x 2,5")

Austenitizing temperature 1050°C (1920°F)

Dimensional changes %




Sub-zero treatment

Pieces requiring maximum dimensional stability can be sub-zero treated as follows:

Immediately after quenching the piece should be sub-zero treated to between -70 and -80°C (-95 to -110°F), soaking time 1–3 hours, followed by tempering. The tempering temperature should be lowered 25°C (50°F) in order to get the desired hardness when a high temperature temper is performed. Sub-zero treatment will give a hardness increase of ~1 HRC. Avoid intricate shapes as there will be risk of cracking.

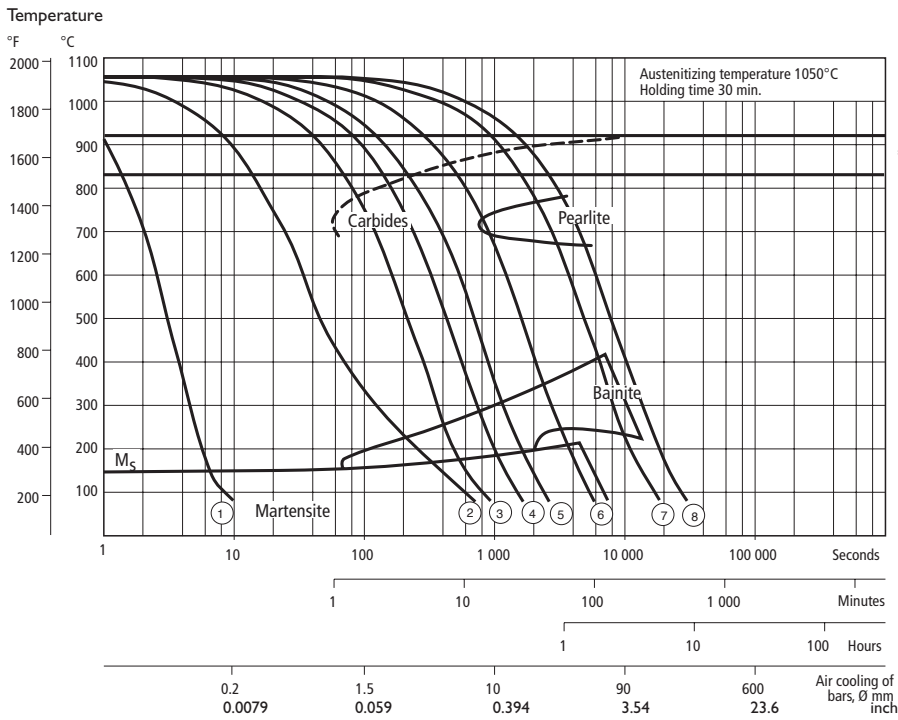
For the highest demands of dimensional stability sub-zero cooling in liquid nitrogen is recommended after quenching and each tempering.



Parts blanked in a Uddeholm Vanadis 6 tool from Allenvale Tools & Production Ltd., Great Britain.

CCT-GRAPH

Austenitizing temperature 1050°C (1920°F). Holding time 30 minutes.



A_{c_f}
= 920°C (1690°F)
 A_{c_s}
= 835°C (1535°F)

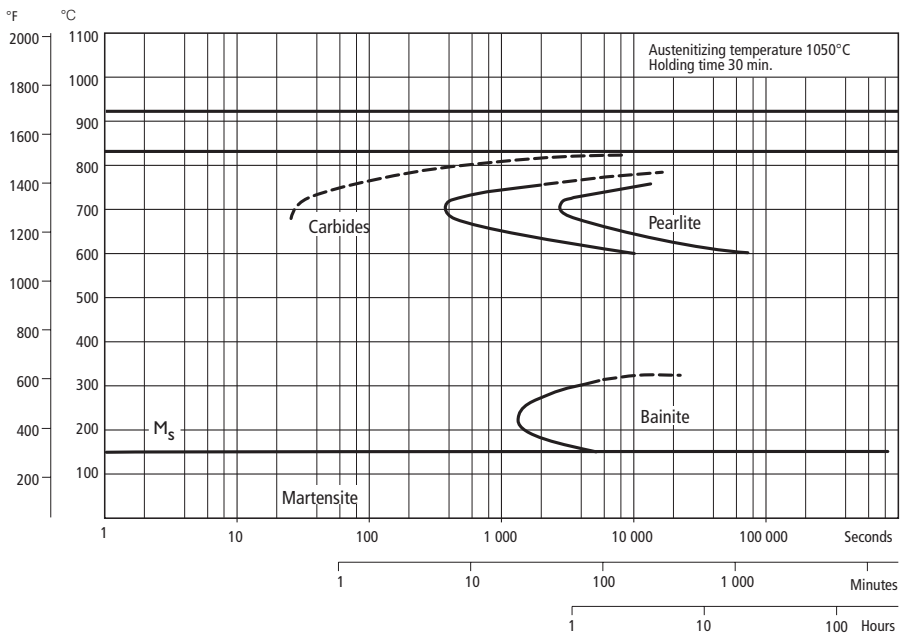
Cooling curve No.	Hardness HV 10	T ₈₀₀₋₅₀₀ * (sec)
1	870	2
2	870	31
3	870	140
4	870	280
5	870	450
6	762	1030
7	498	3205
8	351	5215

*T₈₀₀₋₅₀₀ = cooling time between 800–500°C (1472–935°F)

Air cooling of bars, Ø mm inch
0.2 0.0079 1.5 0.059 10 0.394 90 3.54 600 23.6

TTT-GRAPH

Austenitizing temperature 1050°C (1920°F). Holding time 30 minutes.



A_{c_f}
= 920°C (1690°F)
 A_{c_s}
= 835°C (1535°F)

Temp. °C.	Time hours	Hardness HV10
800	2,25	824
750	4,08	306
700	0,48	394
650	2,17	464
600	16,56	882
450	6,41	882
400	16,35	920
350	16,35	870
300	2,15	857
250	5,42	642
200	2,13	870

Surface treatment

Some cold work tool steel are given a surface treatment in order to reduce friction and increase wear resistance. The most commonly used treatments are nitriding and surface coating with wear resistant layers produced via PVD or CVD.

The high hardness and toughness together with a good dimensional stability makes Uddeholm Vanadis 6 ideal as a substrate steel for various surface coatings.

Nitriding and nitrocarburizing

Nitriding and nitrocarburizing result in a hard surface layer which is very resistant to wear and galling.

The surface hardness after nitriding is approximately 1250 HV_{0.2 kg}. The thickness of the layer should be chosen carefully, considering the high content of alloying elements, to suit the application in question.

PVD

Physical vapor deposition, PVD, is a method of applying a wear-resistant coating at temperatures between 200–500°C (390–930°F).

CVD

Chemical vapor deposition, CVD, is used for applying wear-resistant surface coatings at a temperature of around 1000°C (1830°F). It is recommended that the tools should be separately hardened and tempered in a vacuum furnace after surface treatment.



Raufoss Teknologi AS, Verktøysfabriken, Norway.

Machining recommendations

The cutting data below, valid for Uddeholm Vanadis 6 in soft annealed condition, are to be considered as guiding values which must be adapted to existing local conditions.

Turning

Cutting data parameters	Turning with carbide		Turning with high speed steel Fine turning
	Rough turning	Fine turning	
Cutting speed (v_c) m/min f.p.m.	70–100 230–330	100–120 230–395	8–10 23–33
Feed (f) mm/r i.p.r.	0.2–0.4 0.008–0.016	0.05–0.2 0.002–0.008	0.05–0.3 0.002–0.012
Depth of cut (a_p) mm inch	2–4 0.08–0.16	0.5–2 0.02–0.08	0.5–3 0.02–0.12
Carbide designation ISO US	K20, P10–P20 C2, C7–C6 Coated carbide*	K15, P10 C3, C7 Coated carbide*	–

* Use a wear resistance Al₂O₃ coated carbide grade

Drilling

HIGH SPEED STEEL TWIST DRILL

Drill diameter		Cutting speed (v_c)		Feed (f)	
mm	inch	m/min	f.p.m.	mm/r	i.p.r.
–5	–3/16	8–10*	26–33*	0.05–0.15	0.002–0.006
5–10	3/16–3/8	8–10*	26–33*	0.15–0.20	0.006–0.008
10–15	3/8–5/8	8–10*	26–33*	0.20–0.25	0.008–0.010
15–20	5/8–3/4	8–10*	26–33*	0.25–0.35	0.010–0.014

* For coated high speed steel drills $v_c = 14–16$ m/min (50–52 f.p.m.)

CARBIDE DRILL

Cutting data parameters	Type of drill		
	Indexable insert	Solid carbide	Carbide tip ¹⁾
Cutting speed (v_c) m/min f.p.m.	90–120 300–395	50–70 164–230	25–35 82–115
Feed (f) mm/r i.p.r.	0.05–0.15 ²⁾ 0.002–0.006 ²⁾	0.08–0.20 ³⁾ 0.003–0.008 ³⁾	0.15–0.25 ⁴⁾ 0.006–0.01 ⁴⁾

- ¹⁾ Drills with replaceable or brazed carbide tip
- ²⁾ Feed rate for drill diameter 20–40 mm (0.8”–1.6”)
- ³⁾ Feed rate for drill diameter 5–20 mm (0.2”–0.8”)
- ⁴⁾ Feed rate for drill diameter 10–20 mm (0.4”–0.8”)

Milling

FACE AND SQUARE SHOULDER MILLING

Cutting data parameters	Milling with carbide	
	Rough milling	Fine milling
Cutting speed (v_c) m/min f.p.m.	40–70 130–230	70–100 230–330
Feed (f_z) mm/tooth in/tooth	0.2–0.4 0.008–0.016	0.1–0.2 0.004–0.008
Depth of cut (a_p) mm inch	2–4 0.08–0.16	1–2 0.04–0.08
Carbide designation ISO US	K20, P10–P20 C3, C7–C6 Coated carbide*	K15, P10 C3, C7 Coated carbide*

* Use a wear resistance Al₂O₃ coated carbide grade

END MILLING

Cutting data parameters	Type of milling		
	Solid carbide	Carbide indexable insert	High speed steel
Cutting speed (v_c) m/min f.p.m.	35–45 115–148	70–90 200–260	5–8 ¹⁾ 16–26 ¹⁾
Feed (f_z) mm/tooth in/tooth	0.01–0.2 ²⁾ 0.0004–0.008 ²⁾	0.06–0.2 ²⁾ 0.002–0.008 ²⁾	0.01–0.30 ²⁾ 0.0004–0.012 ²⁾
Carbide designation ISO US	–	K15 ³⁾ P10–P20 ³⁾ C3 ³⁾ , C7–C6 ³⁾	–

¹⁾ For coated HSS end mill $v_c = 12–16$ m/min (39–52 f.p.m.)

²⁾ Depending on radial depth of cut and cutter diameter

³⁾ Use a wear resistance Al₂O₃ coated carbide grade

Grinding

A general grinding wheel recommendation is given below. More information can be found in the Uddeholm publication “Grinding of Tool Steel”.

WHEEL RECOMMENDATION

Type of grinding	Soft annealed condition	Hardened condition
Face grinding straight wheel	A 46 HV	B151 R50 B3* A 46 HV
Face grinding segments	A 36 GV	A 46 GV
Cylindrical grinding	A 60 KV	B151 R50 B3* A 60 KV
Internal grinding	A 60 JV	B151 R75 B3* A 60 JV
Profile grinding	A 100 IV	B126 R100 B6* A 100 JV

* If possible use CBN wheels for this application

Electrical-discharge machining—EDM

If EDM is performed in the hardened and tempered condition, finish with “fine-sparking”, i.e. low current, high frequency.

For optimal performance the EDM'd surface should then be ground/polished and the tool retempered at approx. 25°C (50°F) lower than the original tempering temperature.

When EDM'ing larger sizes or complicated shapes Uddeholm Vanadis 6 should be tempered at high temperatures, above 500°C (930°F).

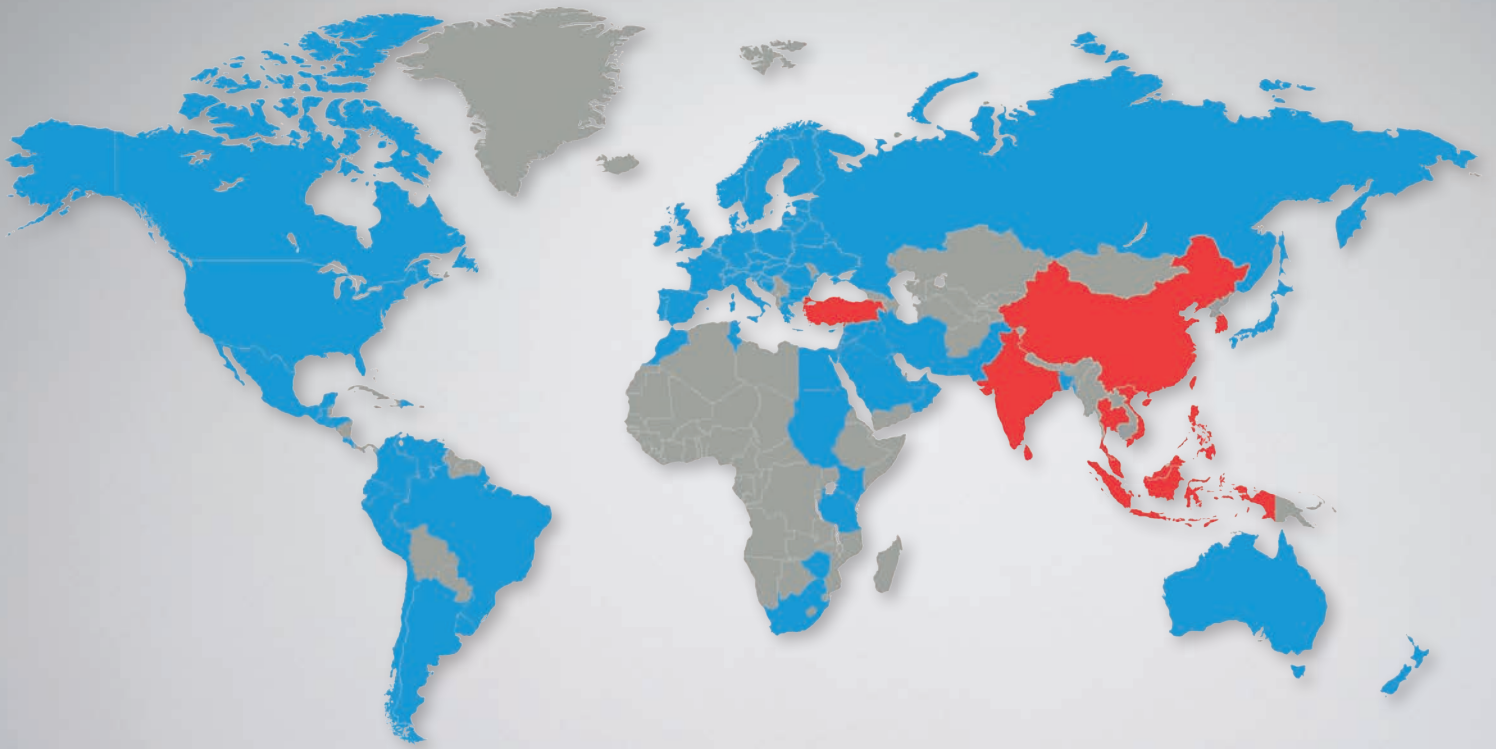
Further information

Please, contact your local Uddeholm office for further information on the selection, heat treatment, application and availability of Uddeholm tool steel.

Relative comparison of Uddeholm cold work tool steel

Material properties and resistance to failure mechanisms

Uddeholm grade	Hardness/ Resistance to plastic deformation	Machinability	Grindability	Dimension stability	Resistance to		Fatigue cracking resistance	
					Abrasive wear	Adhesive wear/Galling	Ductility/ resistance to chipping	Toughness/ gross cracking
Conventional cold work tool steel								
ARNE	█	█	█	█	█	█	█	█
CALMAX	█	█	█	█	█	█	█	█
CALDIE (ESR)	█	█	█	█	█	█	█	█
RIGOR	█	█	█	█	█	█	█	█
SLEIPNER	█	█	█	█	█	█	█	█
SVERKER 21	█	█	█	█	█	█	█	█
SVERKER 3	█	█	█	█	█	█	█	█
Powder metallurgical tool steel								
VANADIS 4 EXTRA	█	█	█	█	█	█	█	█
VANADIS 6	█	█	█	█	█	█	█	█
VANADIS 10	█	█	█	█	█	█	█	█
VANCRON 40	█	█	█	█	█	█	█	█
Powder metallurgical high speed steel								
VANADIS 23	█	█	█	█	█	█	█	█
VANADIS 30	█	█	█	█	█	█	█	█
VANADIS 60	█	█	█	█	█	█	█	█
Conventional high speed steel								
AISI M2	█	█	█	█	█	█	█	█



Network of excellence

UDDEHOLM is present on every continent. This ensures you high-quality Swedish tool steel and local support wherever you are. ASSAB is our wholly-owned subsidiary and exclusive sales channel, representing Uddeholm in various parts of the world. Together we secure our position as the world's leading supplier of tooling materials.

UDDEHOLM is the world's leading supplier of tooling materials. This is a position we have reached by improving our customers' everyday business. Long tradition combined with research and product development equips Uddeholm to solve any tooling problem that may arise. It is a challenging process, but the goal is clear – to be your number one partner and tool steel provider.

Our presence on every continent guarantees you the same high quality wherever you are. ASSAB is our wholly-owned subsidiary and exclusive sales channel, representing Uddeholm in various parts of the world. Together we secure our position as the world's leading supplier of tooling materials. We act worldwide, so there is always an Uddeholm or ASSAB representative close at hand to give local advice and support. For us it is all a matter of trust – in long-term partnerships as well as in developing new products. Trust is something you earn, every day.

For more information, please visit www.uddeholm.com, www.assab.com or your local website.

UD
WOR
RUST IS SOM
TRUST IS I
AUTOR
KINDING SU
TOUGHNESS ST
MATERIALS H
EDDING WATER
BYSTANDIN
RESULTS. M
CUSTOMER B
BILITY TRUST IS
AUTOMOTIVE
LEADING SU
INNOVATION
STRENGTH INNOVATION
WORLDWIDE PRE
SOMETHING YO
PROBLEM
THE WORL
NOMY THE
DUCTILITY TO
COMMITMENT PART
KNOWLEDGE UP
KNOWLEDGE
RELIAB
OF EXCEL
AUTOMOTIVE A I
ECONOMY THE
TOTAL ECONOMY
DUCTILITY TOUGHNE
HARDNESS WORLDW
TRUST IS SOMETH
UNDERSTANDING MACHIN
RESULTS SOLVING PROB
ECONOMY THE WORL
STRENGTH IN
TOUGHNESS STRENGTH I
MATERIALS PARTN
UNDERSTANDING MACHIN
BILITY RELIABILITY RESU
LASTING TOOLS TOTAL
YOU EARN, EVERY DAY. LO
OF THINKING HIGH PE
OFTOOLING MATERIALS C
INNOVATION KNOWLEDGE
STRENGTH INNOVATION KNOW
EXPERIENCE LONG DURABILITY
TRUST IS SOMETHING YOU EARN,
PROBLEMS AUTOMOTIVE